ROHS Compliant

REV.	ECN NO OR DESCRIPTION	REVISED	DATE
A	PRODUCT RELEASE	TOM	2011.03.22

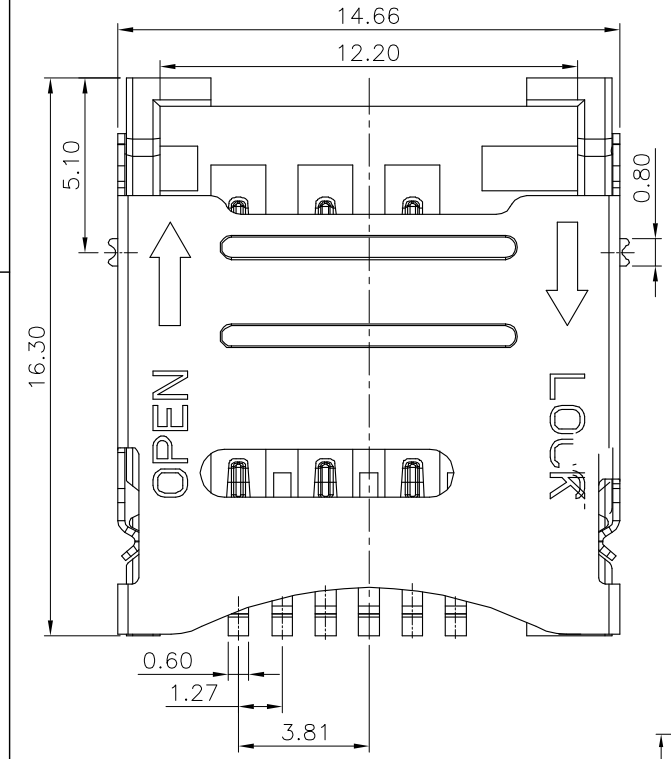

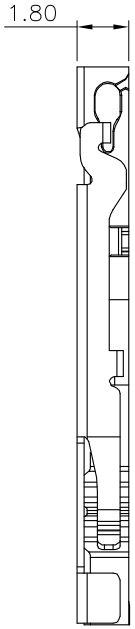

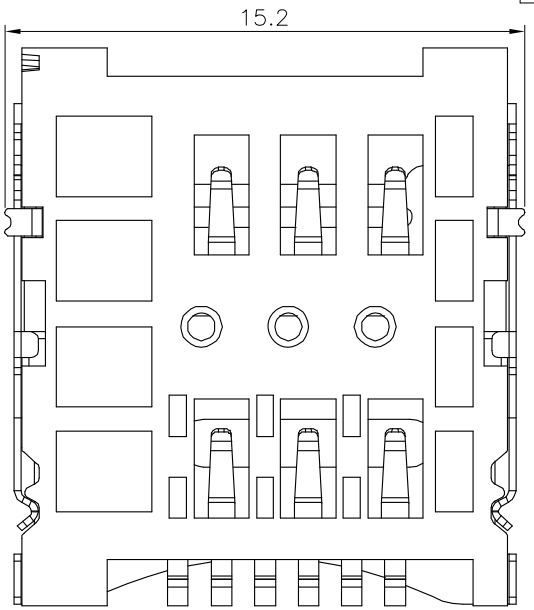

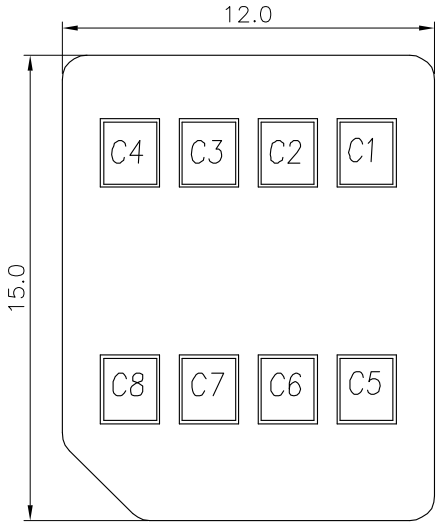

MICRO SIM CARD

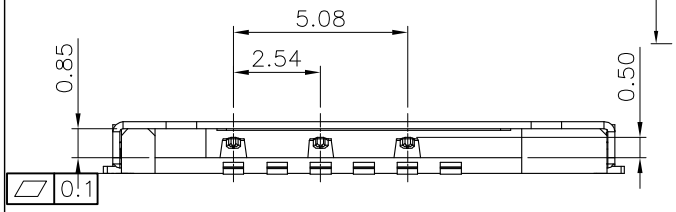

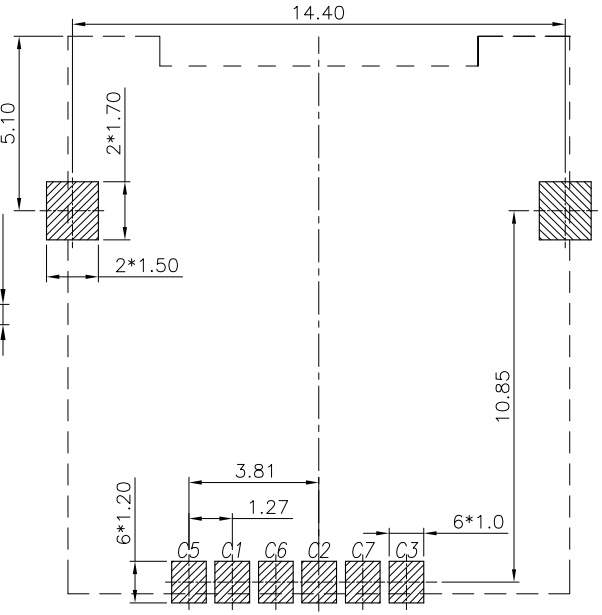

RECOMMENDED PCB LAYOUT

GENERAL TOLERANCE ±0.05

SPECIFICATIONS:

1. ELECTRICAL CHARACTERISTICS
   - 1-1. CONTACT RESISTANCE: 80 milliohms MAX.
   - 1-2. INSULATION RESISTANCE: 1,000 Megohms MIN.
   - 1-3. DIELECTRIC WITHSTANDING VOLTAGE: 500V AC FOR 1 MINUTE.
2. MECHANICAL CHARACTERISTICS
   - 2-1. RETENTION FORCE:MIN.100gf/PIN
   - 2-2. DURABILITY: 5,000 CYCLES
3. RoHS 2002/95/EC COMPLIANT.

SIM pin Assignment	
PIN#	Name
C1	VCC
C2	RST
C3	CLK
C4	RESERVED
C5	GND
C6	VPP
C7	I/O
C8	RESERVED

NO	DESCRIPTION	QTY	MATERIAL	PLATING & COLOR
C	SHELL	1	STAINLESS STEEL 0.15t	Ni PLATING
B	CONTACT	6	COPPER ALLOY 0.15t	Gold plated on contact area Tin plated on Solder tail All over Nickel Plated .
A	HOUSING	1	HIGH-TEMPERATURE PLASTIC UL94-V0	BLACK

UNLESS OTHERWISE SPECIFED TOLERANCES

DECIMALS:		ANGLES:	
X	:±0.5	X	:±2°
X.X	:±0.3	X.X	:±1°
X.XX	:±0.2		

CUSTOMER COPY

TITLE: MICRO SIM CARD 6P HINGED TYPE 1.8H		
PART NO.	1050621AR005	
DWN	TOM	2011.03.22
CHKD		
APVD		
SCALE 1:1	UNIT: mm	
SIZE: A4	SHEET: 10F1	REV: A