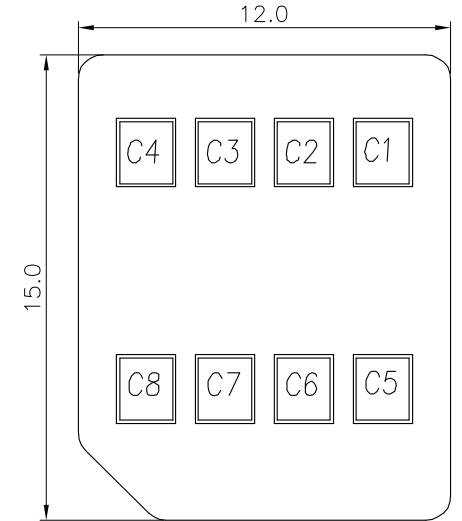
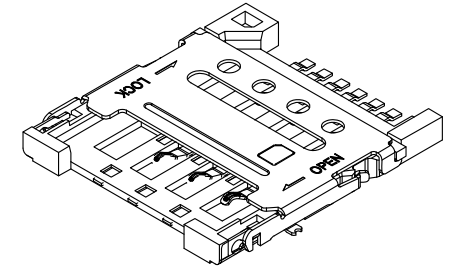
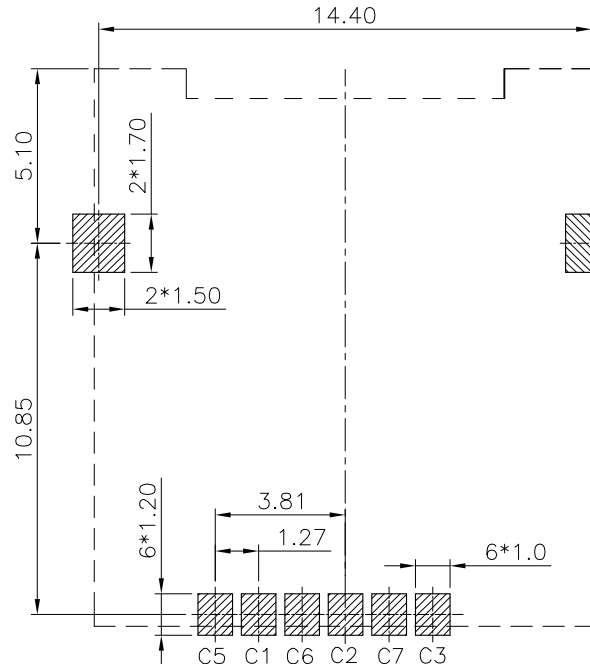
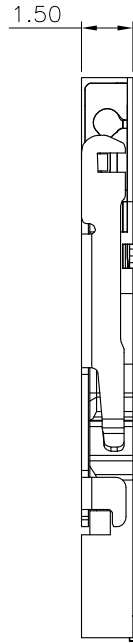
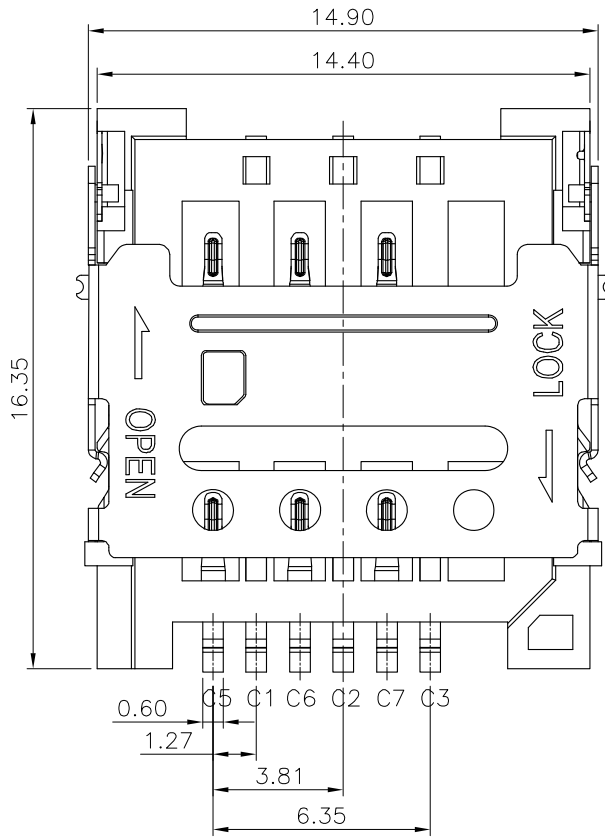


ROHS Compliant

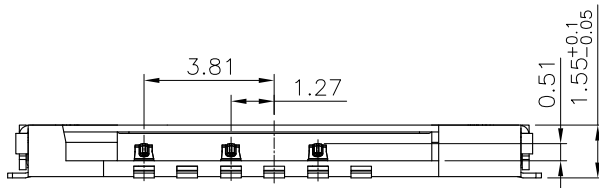


RECOMMENDED PCB LAYOUT  
GENERAL TOLERANCE ±0.05

SIM pin Assignment	
PIN#	Name
C1	VCC
C2	RST
C3	CLK
C4	RESERVED
C5	GND
C6	VPP
C7	I/O
C8	RESERVED

**SPECIFICATIONS:**

- ELECTRICAL CHARACTERISTICS**
  - CONTACT RESISTANCE: 80 milliohms MAX.
  - INSULATION RESISTANCE: 1,000 Megohms MIN.
  - DIELECTRIC WITHSTANDING VOLTAGE: 500V AC FOR 1 MINUTE.
- MECHANICAL CHARACTERISTICS**
  - RETENTION FORCE: MIN. 100gf/PIN
  - DURABILITY: 5,000 CYCLES
- RoHS 2002/95/EC COMPLIANT.



NO	DESCRIPTION	QTY	MATERIAL	PLATING & COLOR
C	SHELL	1	STAINLESS STEEL 0.15t	Ni PLATING
B	CONTACT	6	COPPER ALLOY 0.15t	Gold plated on contact area Gold plated on Solder tail All over Nickel Plated
A	HOUSING	1	HIGH-TEMPERATURE PLASTIC UL94-V0	BLACK

UNLESS OTHERWISE SPECIFIED TOLERANCES

DECIMALS:	ANGLES:
X :±0.5	X :±2°
X.X :±0.3	X.X :±1°
X.XX :±0.2	



TITLE: MICRO SIM CARD 6P HINGED TYPE 1.5H

PART NO. 1050621AR003

DWN TOM 2011.03.22

CHKD

APVD

SCALE 1:1 UNIT: mm

CUSTOMER COPY

SIZE: A4 SHEET: 10F1 REV: A